

G.M. Advanced Fencing & Security Technologies Ltd



G.M. Advanced Fencing & Security Technologies Ltd

14 Taas St. P.O. Box 2327 Industrial Area Kfar Saba 44425 Israel

Tel: 972-9-7662965 Fax: 972-9-7662964

E-mail: info@gmsecurity.com Website: www.gmsecurity.com

Data Storage Installation Manual

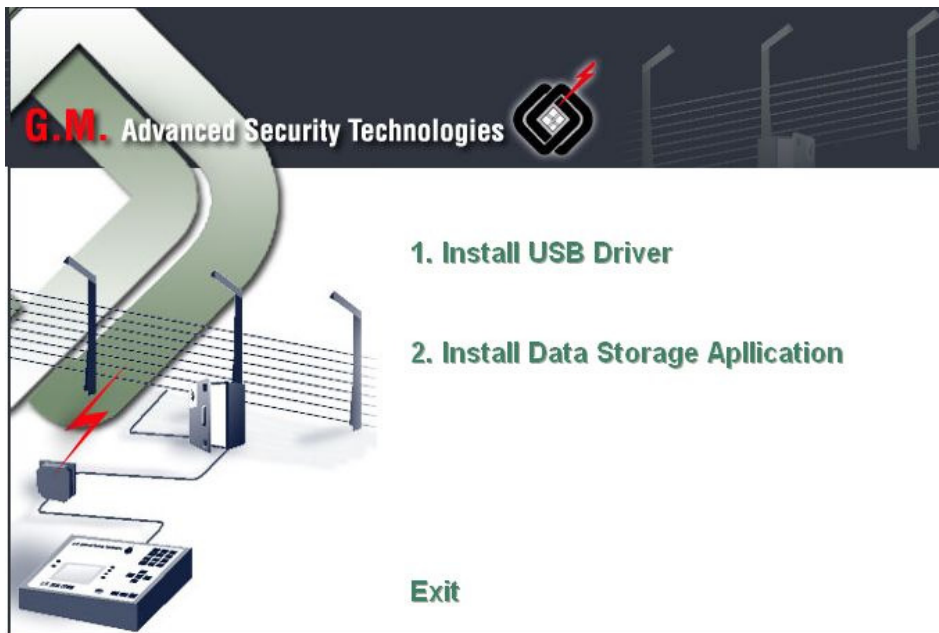
The DATA STORAGE Installation Manual describes the installation of the DATA STORAGE Application.

Please note the following:

1. The Data Storage Application is a utility application used by installers of GM's V-Alert Intrusion Detection System.
2. A complete explanation of the application and its use will be provided in the Data Storage User's Guide which will be supplied in a separate document.
3. Please follow the step-by-step installation process described below. Please contact GM's technical support for any technical support or any further information that may be required.

STEP-BY-STEP INSTALLATION GUIDE

Insert the Software Application into the computers CD drive and wait for the following window to open:

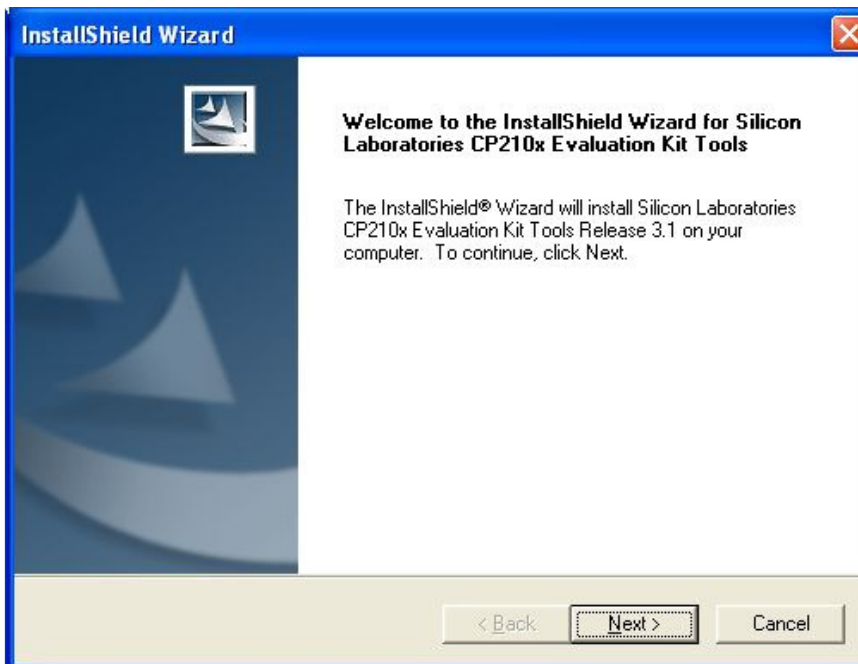


You are required to install BOTH options 1 and 2.

The installation of the USB driver will install the required drivers used when connecting the computer to the V-Alert Processor Card USB Port. Complete details of the V-Alert Processor Card can be found in the V-AlertCOMM Settings Manager Manual.

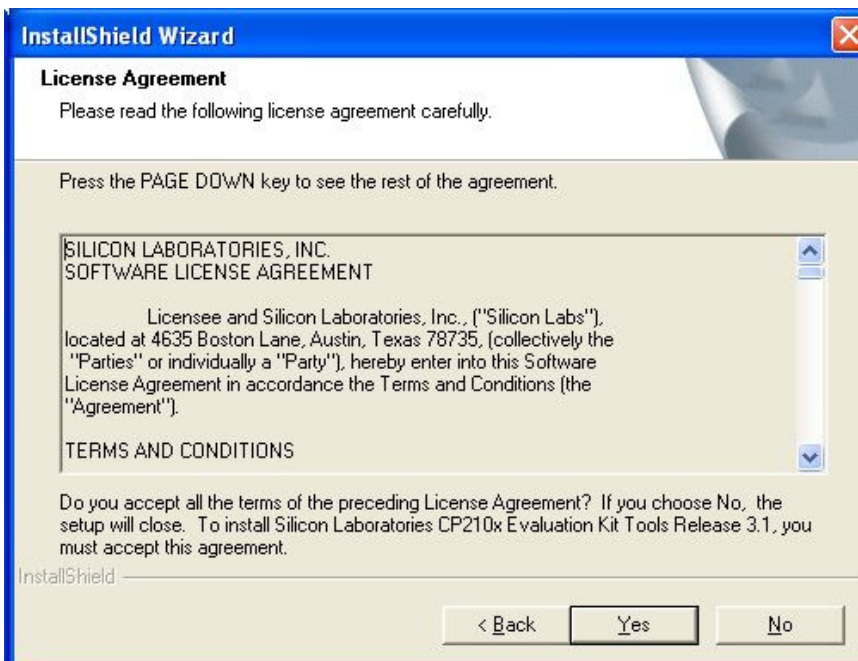
Click on option 1. INSTALL USB DRIVER

The following window will open:



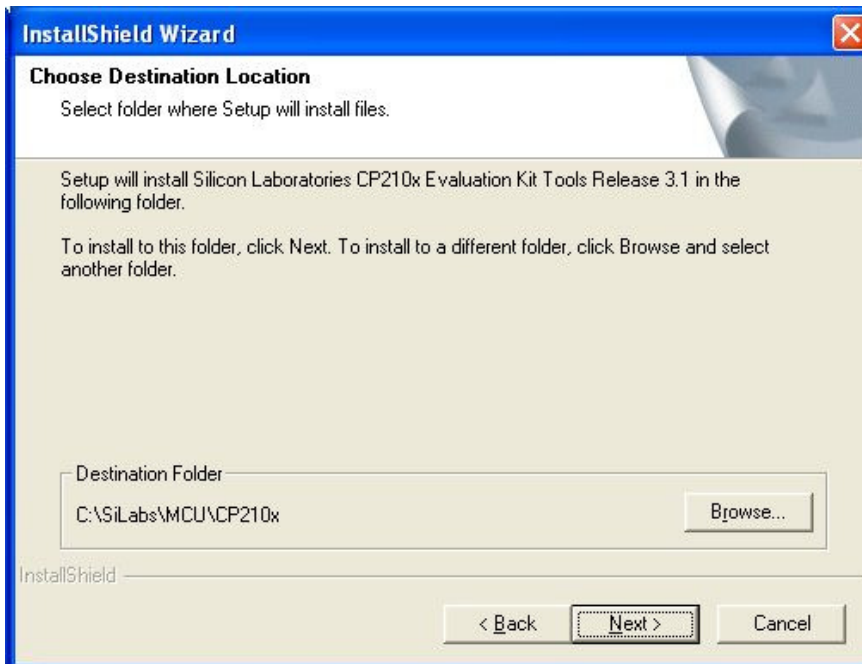
CLICK **NEXT**

The following window will open:



CLICK **YES**

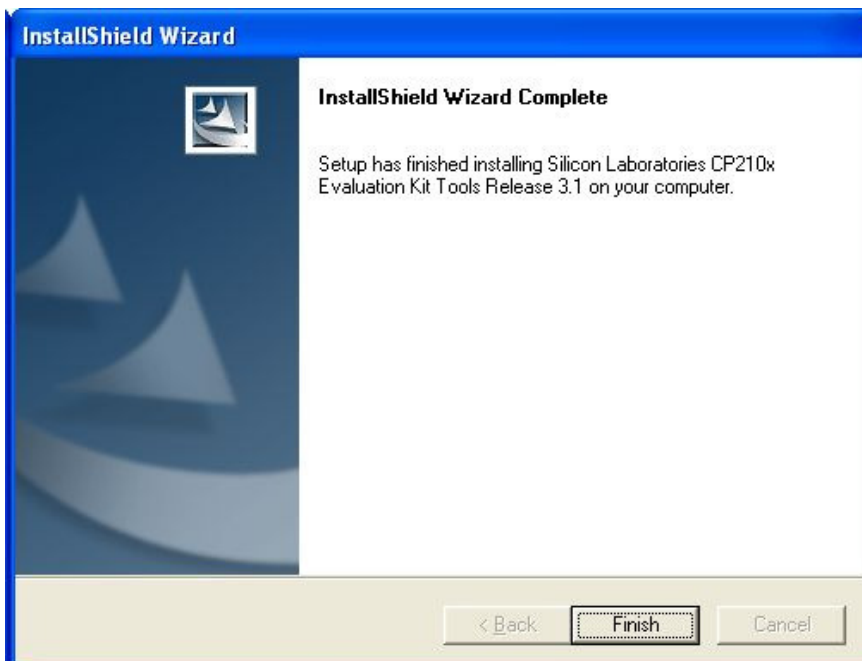
The following window will open:



Save the driver in the desired folder using the browse button, or simply

CLICK **NEXT**

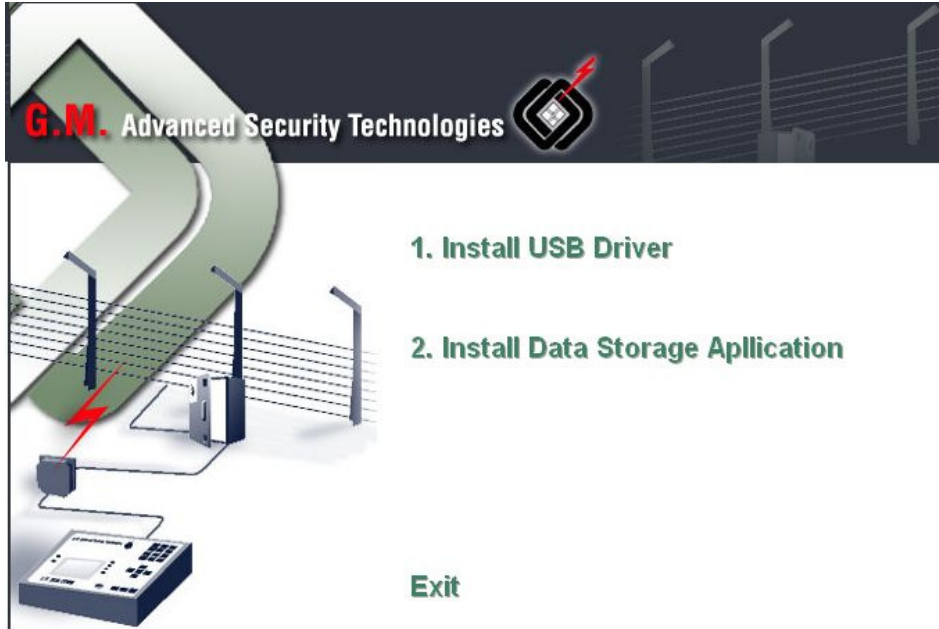
The following window will open:



Click **FINISH**

Reverting to the start window chose the second option:

2. INSTALL DATA STORAGE APPLICATION



The following window will open:



Click **NEXT**

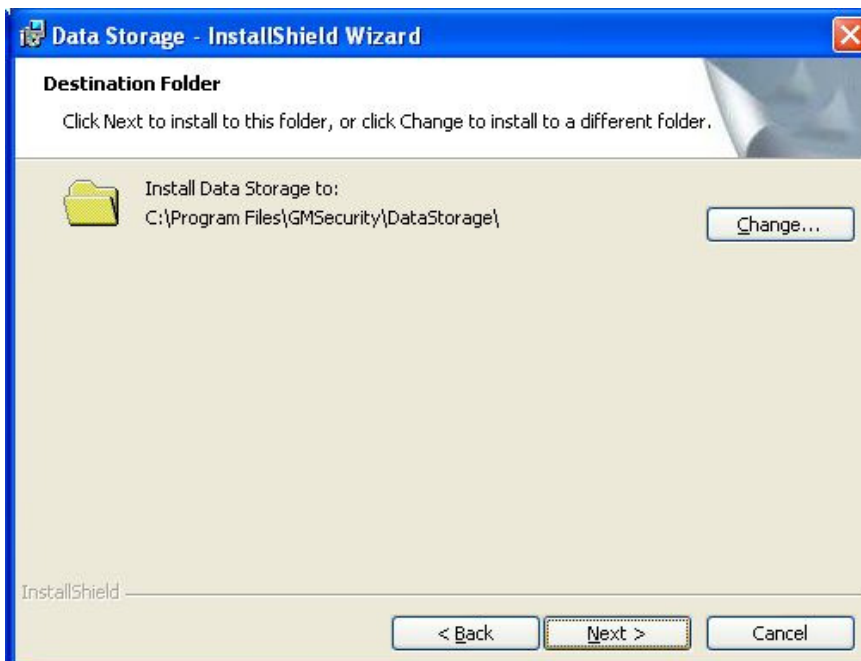
The following window will open:



Mark the I ACCEPT option and then

Click **NEXT**

The following window will open.



Click **NEXT**

The following window will open.



Wait until the installation is completed and then

Click **NEXT**

The following window will open:



Click **FINISH**

YOU HAVE NOW COMPLETED THE INSTALLATION.

Open the start window again and click **EXIT** to exit the start window.

You have now completed the installation of the software. Shortcuts to the Data Storage Application will be automatically installed on your desktop.

You are now able to open the Data Storage Application by double-clicking on the Data Storage shortcut.



PLEASE REFER TO THE DATA STORAGE USERS GUIDE FOR AN EXPLANATION OF THE USE OF THE APPLICATION AND PLEASE CONTACT AN AUTHORIZED GM INSTALLER OR GM'S TECHNICAL SUPPORT FOR ANY ASSISTANCE THAT MAY BE REQUIRED

GM THANKS YOU FOR USING THE V-ALERT INTRUSION DETECTION SYSTEM



Perimeter Security & Beyond